


**Patchwork Sampler, LLC**  
**Summer Fun Table Runner**  
**Finishes about 24" x 39"**



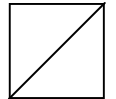
**Fabric Requirements:**

Red: 3/8 yard  
 Blue: 5/8 yard  
 Tan: 5/8 yard  
 Binding: 3/8 yard

**Cutting:**

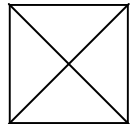
Red: Cut (1) 4½" strip. Cut into (8) 4½" squares  
 Cut (2) 3½" strips. Cut into (34) 2" x 3½" rectangles

Blue: Cut (2) 4⅞" strips. Cut into (16) 4⅞" squares.  
 Cut in half twice on the diagonal  
 Cut (2) 3½" strips. Cut into (34) 2" x 3½" rectangles  
 Cut 4 stars for appliqué






Tan: Cut (2) 5¼" strips. From these strips cut (8) 5¼" squares.  
 Cut twice on the diagonal  
 Then cut (4) 3½" squares from the remainder of the strips  
 Cut (3) 2" strips for inner border

5¼" squares.




**Sewing:**


1. Sew the tan triangles to all four sides of the red square to make a square-in-a-square block. Make 8.
2. Now sew the blue triangles to all four sides of this block to make a double square-in-a-square block. Make 8. Now line up your ruler on the light points and cut block in half Twice as show. You'll end up with 4 "birds in the air" blocks from each block.



3. Follow diagram and sew blocks together in 8 rows of 4 blocks each.
4. Cut two inner border strips 2" x 30½" strips and sew to either side. Cut two inner border strips 2" x 18½" strips and sew to top and bottom.
5. Sew 11 red 2" x 3½" rectangles and 11 blue 2" x 3½" rectangles together, alternating colors. Make 2 and sew to sides of runner. Sew 6 red 2" x 3½" rectangles and 6 blue 2" x 3½" rectangles together alternating colors. Add a 3½" tan square to each end. Make 2 and sew to top and bottom of runner. See diagram on page 1.
6. Appliqué stars onto tan squares.
7. Quilt and bind table runner.



Happy 4th of July!!



Star appliqué. Trace onto paper backed fusible web. Iron to wrong side of blue fabric. Cut stars out on the drawn lines and fuse to tan corner squares.

©Rhonda Roberts for Patchwork Sampler, LLC; July, 2009

You may make this table runner for personal use. You may not reproduce pattern for sale or profit.